

The effectiveness of the conscious and unconscious in the course of the intellectual process

Abdurahimov Kodirjon Abduxalilovich¹

¹Philosophy Department of the National University of Uzbekistan named after Mirzo Ulugbek, Tashkent, Uzbekistan
gulchehra_3@mail.ru

Abstract: In this article, issues of interaction of conscious and unconscious during the thought process are considered. It has been conducted an additional empirical research which consisted of four main parts. In conclusion, it is shown that unconscious decisions much faster than conscious ones.

[Abdurahimov Kodirjon Abduxalilovich. **The effectiveness of the conscious and unconscious in the course of the intellectual process.** *N Y Sci J* 2015;8(11):105-108]. (ISSN: 1554-0200). <http://www.sciencepub.net/newyork>. 16. doi:[10.7537/marsnys081115.16](https://doi.org/10.7537/marsnys081115.16).

Key words: conscious and unconscious, intellectual thought process, an empirical study, improving the efficiency of unconscious decisions, the control group of respondents, the experimental group of respondents, intuition, consciousness.

1. Introduction

Supplementary empirical research which consists of four basic parts has been carried out by us with a view of study of interaction of the conscious and unconscious in the course of intellectual process:

- to create a model of intellectual process with little size of interviewed respondents and analyze of effectiveness of the conscious and unconscious;
- to create a model of intellectual process with middle size of interviewed respondents and analyze of effectiveness of the conscious and unconscious;
- to create a model of intellectual process with great size of interviewed respondents and analyze of effectiveness of the conscious and unconscious;
- to conduct individual debates, analyze of provisional characteristics of the conscious and unconscious in the intellectual process;

237 students have taken part in this empirical research at the age from 19 to 23 (average age made up 21, 3 years old), 114 people of them are feminine gender and 123 people masculine gender (Figure 1).

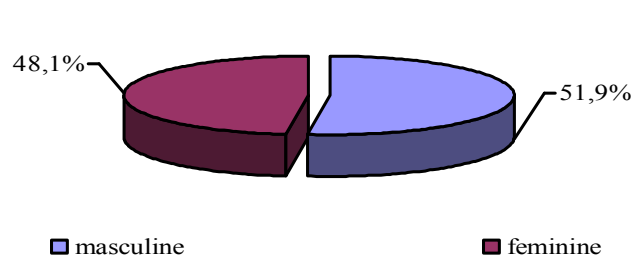


Figure 1. Characteristics of extract of the empirical research according to the sexual indication

2. Material and Methods

Three cards with describing of three mobile telephone were elaborated by us according to the following 5 characteristics in order to create model of the intellectual process, to define a role and a place of the unconscious in it:

- a type and a material of the body;
- a wide size;
- a size of display;
- weight;
- time of conversation (capacity of the battery).

It was suggested to look through cards within 30 seconds who was tested later and to take decision about selection of one of the best one of three telephones for daily use. The optimum answer in that task was informed beforehand. One mobile telephone is the best than others repeatedly. Two groups were divided into who was tested for facilitation of interpretation received results and apportionment of the unconscious (Figure 2):

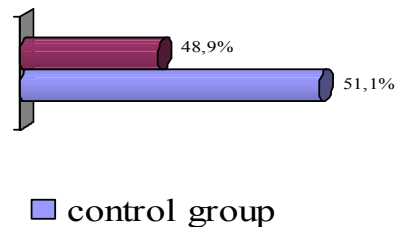


Figure 2. The quantitative characteristics of the experimental and control groups

- the control group (n=121) was given 30 seconds in order to reflect;
- the experimental group (n=116) was given 30 seconds, too, in order to reflect but according to this,

intensive hindrance was made (they were distracted by different conversations and so on), not giving an opportunity to reflect on the task. It was considered that it allowed them to form true conscious decision (Belov G. A. Bessoznatelnost kak istochnik tvorcheskoy deyatelnosti: Synopsis of thesis of dissertation on competition of candidate of philosophical sciences/ Xarkov state university. –X. , 1997. – P. 28.)

3. Results

It was cleaned up according to received results that respondents of control group, who have taken decision during 30 seconds not making hindrance, were right in 81, 8 % cases by choosing the best mobile phone according to its characteristics that it was not possible to say about experimental group of the respondents. Results of the correct answers in this group were much lower – 46, 5% that it is confirmed statistically on $p < 0, 05$ (Table 1), too.

Table 1: The results of taking decision by respondents of control and experimental groups with little quantity of interviewed respondents (n=237)

Name of the group of comparison	Quantity of correct decision		Quantity of incorrect decision	
	a person	%	a person	%
The control group of respondents (n=121)	99	81.8	22	18.2
The experimental group(n=116)	54	46.5	62	53.5

Later the size of characteristics of the mobile phones was increased twice (10 points):

- a type and a material of the body;
- a wide size;
- a size of display;
- weight;
- time of conversation (capacity of the battery).
- protective property of the body and display;
- characteristics of video camera;

- characteristics of the screen;
- support of Bluetooth;
- support of Wi-Fi.

The common picture underwent cardinal changes according to results of acquaintance with respondents with enthusiasm characteristics during 30 seconds. So the quantity of the correct answers lowered to 52, 8 % in the control group, but indicators in the experimental group increased to 57, 7 % (Table 2).

Table 2: The results of taking decision by respondents of control and experimental groups with middle quantity of interviewed respondents (n=237)

Name of the group of comparison	Quantity of correct decision		Quantity of incorrect decision	
	a person	%	a person	%
The control group of respondents (n=121)	64	52.8	57	47.2
The experimental group(n=116)	67	57.7	49	42.3

In this case, rising of efficiency of unconscious decision and accordingly lowering of results of conscious decision are to be observed with increase of size of characteristics.

Later the size of characteristics of the mobile phones was increased twice (15 points):

- a type and a material of the body;
- a wide size;
- a size of display;
- weight;
- time of conversation (capacity of the battery).
- protective property of the body and display;
- characteristics of video camera;

- characteristics of the screen;
- support of Bluetooth;
- support of Wi-Fi.
- a type of the display;
- support of SIM-card;
- support of card with memory;
- support of size with all-round memory;
- support of video.

Acquaintance with respondents with increase of quantity of characteristics allowed respondents in the experimental group to improve results of correct answers to 66, 4 % three times. This indicator lowered to 32, % in the control group (Table 3).

Table 3: The results of taking decision by respondents of control and experimental groups with great quantity of interviewed respondents (n=237)

Name of the group of comparison	Quantity of correct decision		Quantity of incorrect decision	
	a person	%	a person	%
The control group of respondents (n=121)	39	32, 2	82	67, 8
The experimental group(n=116)	77	66, 4	39	33, 6

As is obvious from cited facts (Tables 1, 2, and 3) that interviewed respondents with little size in the conscious level cope with solution of their tasks than ones in the unconscious level. For this reason, essential increase of quantity of experimental respondents in the unconscious level yields results. It demonstrates activity and effectiveness of the unconscious one in the

course of solution of intellectual tasks with great size of information. In that way, there is stable “x”-conformity with a law – increase of size of produced information in the intellectual process, really proportionally effectiveness of unconscious solution and back, proportionally, results of conscious solution (Figure 3).

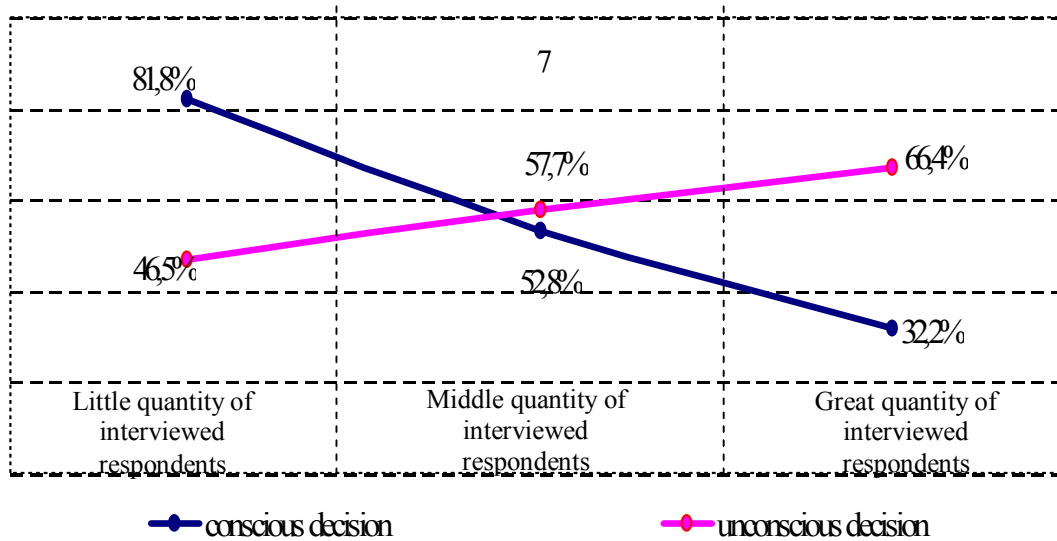


Figure 3. The dynamics of conscious and unconscious solution in the course of intellectual tasks (n=237)

4. Discussions

At the same time, maximum quantity of correct answers are to be observed in the process of conscious solution with little quantity of interviewed respondents and their quantity is considerably higher than one of correct unconscious solution with great quantity of interviewed respondents¹. Proceeding from this, it is possible to suppose that common effectiveness of unconscious solution is less than conscious one. At the same time, unconscious solutions are more productive in great quantity of information which hampers to take effective conscious decision.

Later, provisional characteristics of conscious and unconscious were studied in the intellectual process and individual conversations with each respondent (n=237) of control and experimental groups have been carried out by us after taking decision by them concerning the best phone. In the course of individual conversation, the following basic questions were asked by us:

1. How much time have you read presented characteristics of the telephones for?

2. How much time have you realized presented characteristics of the telephones for?

3. When did you make up your mind to choose optimum answer?

Received results of conversation after corresponding treatment allowed creating middle statistic timekeeping to take conscious and unconscious decision (Figure 4).

As is obvious from presented facts on the Figure 4 that respondents of the control group during solution of three types of tasks (with little, middle and great quantity of interviewed respondents) acquainted with received characteristics stage by stage and later they endeavored to realize them and to take optimal decision. For this reason, the quantity of the respondents who have realized experimented tasks is practically straight proportional with the quantity of the respondents receiving optimal solution and the size of that category of the respondents decreases together with increase of interviewed respondents. This analogy visually demonstrates us conscious mechanism in order to take the optimal solution and also as above mentioned influence of great size of the interviewed respondents on effectiveness of the conscious decision.

¹ Kostandov E. A. Psixofiziologiya soznaniya I bessoznatelnogo. Sank Petersburg. Piter, 2004. – p. 167.

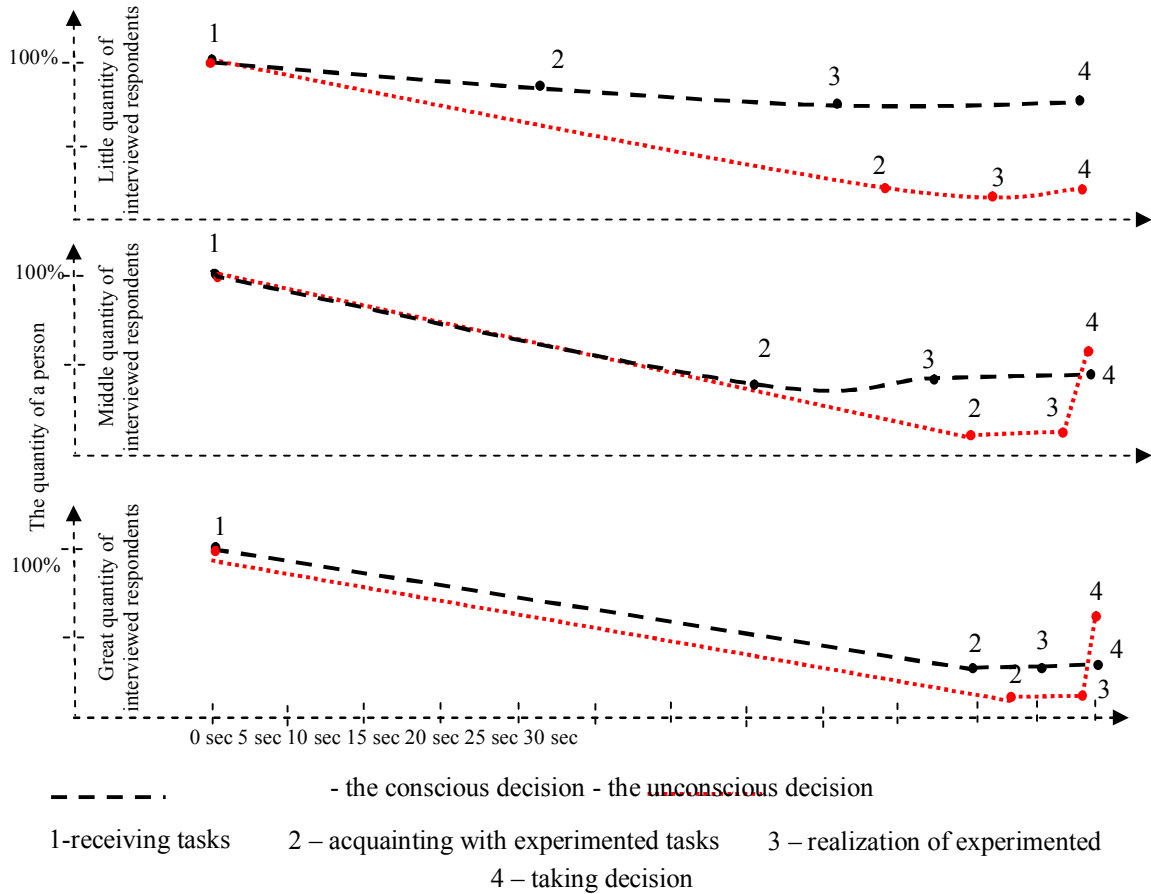


Figure 4. The middle statistic timekeeping of the conscious and unconscious in the course of the intellectual process (n=237)

The quantitative indices in the experimental group of the respondents which have consciously acquainted in full volume with the characteristics of the telephones and also which have realized them differ abruptly from the quantity of the respondents taken decision optimally. Especially, those differences are to be observed clearly in the middle and great quantity of interviewed respondents. It confirms that the unconscious decision of the respondents is in the second group.

Provisional indices of stages of receipt of solution have deference, too.

Reference

1. Belov G. A. Bessoznatelnost kak istochnik tvorcheskoy deyatelnosti: Synopsis of thesis of dissertation on competition of candidate of philosophical sciences/ Xarkov state university. – X. , 1997. – P. 28.
2. Kovalenko A. B. Psixologicheskie osobennosti modelirovaniya tvorcheskoy deyatelnosti // The herald of Xarkov national university. –Series “Psixologiya”. 2002. № 550. - PP. 121-124.
3. Kostandov E. A. Psixofiziologiya soznaniya I bessoznatelnogo. Sank peterburg. : Piter, 2004. – p. 167.

11/25/2015