

A study on Anaemia among Adolescent Girls in District pulwama

Irshad Ahmad, Syed Bushra Muzamil

Employee department of Education Central University of Kashmir, Dept. of drinking water and sanitation of J&K

Abstract: India has the world's highest prevalence of iron deficiency anaemia among women, with 60 to 70 percent of the adolescent girls being anaemic. Adolescence is considered as a nutritionally critical period of life. The present study is an effort to study the prevalence of iron deficiency of anaemia among adolescent girls. The study was conducted on a sample of 60 adolescent girl students from four different secondary schools of district pulwama. Self constructed Questionnaire was developed by the investigator were used for data collection. Significant results were found that the students which belong to govt. school are more anaemic than private schools.

[Irshad Ahmad, Syed Bushra Muzamil. **A study on Anaemia among Adolescent Girls in District pulwama.** *Researcher* 2017;9(1):53-61]. ISSN 1553-9865 (print); ISSN 2163-8950 (online). <http://www.sciencepub.net/researcher>. 9. doi: [10.7537/marsrsj090117.09](https://doi.org/10.7537/marsrsj090117.09).

Keywords: study; Anaemia; Adolescent; Girl; District; pulwama

Introduction

The word adolescence is derived from the Latin word, 'adolescence' meaning "to grow, to mature". The WHO has defined adolescence as the age period between 10 to 19 years of age. There are about 1.2 billion adolescents in the world, which is equal to 1/5th of the world's population and their numbers are increasing. Out of these, 5 million adolescents are living in developing countries. India's population has reached the 1 billion mark, out of which 21% are adolescents. Anaemia is widely prevalent in India, developing country and affects both sexes and all age groups. Among adolescents, girls constitute a vulnerable group particularly in developing countries. In a family with limited resources, the female child is more likely to be neglected.

Adolescent girls are at a high risk for anaemia and malnutrition. Inadequate nutrition during adolescence can have serious consequences throughout the reproductive years of life and beyond. Very often, in India, girls get married and pregnant even before the growth period is over, thus doubling the risk for anaemia. During this period of adolescents' blood volume and muscle mass increases and this in turn is found to increase the need for haemoglobin formation. The risk of iron deficiency among girls remains during her reproductive life and is the most widespread form of malnutrition among women and children.

Prevalence of anaemia also depends on socio economic status, literary status of mothers and type of families'. Intestinal infestations are particularly important in adolescence as they cause or aggravate malnutrition including iron deficiency anaemia. The present study was planned to highlight the problem of anaemia in adolescent girls in the light of scarcely available literature for this high risk.

Review Of Related Literature

Upadhyay et al. (2002) observed the impact of single vs. combination of media on nutrition knowledge and haemoglobin status. After a period of 60 days a significant rise in post exposure knowledge scores of both the groups was observed. Between the groups multimedia group scored significantly higher than print media group. Mean haemoglobin concentration were found to be higher though non-significant. Similarly in the present study the subjects were exposed to short lectures, and other visual aids such as folder, flash cards, posters and display of raw foods which showed a significant rise in post exposure knowledge scores.

Meenakshi & Vyas (2003) used a questionnaire to assess the nutritional knowledge of adolescent girls which contained 100 questions with multiple choices. A pre- test and post test study was conducted within the interval of seven days on the same questionnaire. The results indicated about 30 % gain in knowledge by comparing the scores of pre – test and post test, as against to a high score (>23) by the subjects in the post tests in the present study.

Dutta et al. (2004) revealed that 60 % of the girls (17-19 years) had correct knowledge about signs of anaemia and cheapest source of iron, 72 % of them knew the dietary cause of the disease. Their knowledge regarding the prevalence of anaemia among Indian women and the normal haemoglobin level of them, however, was poor as only 26 % and 37 % of the girls could correctly answer in this respect.

Patel, K. (2009) conducted a study and the result revealed that nutrition deficiency diseases are widely prevalent in rural community due to poor awareness regarding nutrition. Because of poor knowledge regarding nutrition, their family suffers from deficiency diseases. Two villages Kamli and Sinhi of Unjhataluka were selected by purposive random

sampling method. 100 rural women of 20-50 years age group were selected (50:50) or equally from two villages randomly. The intervention program was conducted by poster exhibition and lecture. Data revealed that an awareness regarding nutritional requirement had increased after intervention program. Highest difference was observed in knowledge about vitamin requirement (50%). The respondents had highest unawareness about calorie and lowest awareness regarding vitamins requirements before an intervention program.

Siddharamet, al. (2011) studied anaemia among adolescent girls in rural area of Hassan district, south India To estimate the prevalence of anaemia among adolescent girls and to study the socio-demographic factors associated with anaemia. Materials and methods: A cross sectional survey was conducted in selected anganwadi centres of rural area of Hassan district. Three and Fourteen adolescent's girls (10-19 yrs old) were included in the study. The study was conducted from February to April 2011 (3 moths). Data analysis was done by using proportions and Chi-square test. Results: Prevalence of anaemia was found to be 45.2%. A statically significant association was found with iron deficiency anaemia, weight loss and anaemia, pallor and anaemia. In the present study it was seen that among the 45.2% of anaemic adolescent girls 40.1% had mild anaemia, 54.92% had moderate anaemia and 4.92% had severe anaemia. Conclusion: A high prevalence of anaemia among adolescent girls was found, which was higher in low economic strata. It was seen that anaemia affects overall nutritional status of adolescent girls.

Objectives Of The Study

The objectives of the study were formulated as under:

- To assess the prevalence of iron deficiency anaemia among the sample group by the biochemical test.
- To assess nutritional status of adolescent girls by anthropometric measurements.

- To examine the clinical symptoms of the study sample their by assessing the various nutritional deficiencies.

Methodology

Method

A Descriptive survey method was followed for conducting the present study the present study on adolescent girls of district pulwama age group 12- 18 years is a comparative study among Govt and Private school girls the random sampling was used to collect the information from the study sample..

Sample

Purposive random sampling method was used to select schools, where sample was obtained. it was ensure that schools were only meant for girls. The sample for the study consisted of 60 adolescent girls from both Govt and Private schools of District pulwama.

Tools used

Self- constructed questionnaire were used to collect the data. In designing the questions the simple language was used. The questions included various sections; like Anthropometric data, dietary information, socio demographic characterises.

Anthropometric data: These measurements were used to assess the physical development of adolescent girls. Various anthropometric measurements were used like height, weight and body mass index.

Height: Height was measured with the help of non stretch tape which was fixed to flat wall.

Weight: The weight of subjects was measured with the help of digital weighing machine. The subjects were weighed with minimum clothing.

Body mass index: It was calculated by dividing weight in Kg by square height in meters.

$$\text{BMI} = \frac{\text{Weight (Kg)}}{\text{Height}^2 (\text{m})}$$

$$\text{Height}^2 (\text{m})$$

Statistical treatment

To fulfil the objectives of to study, % statistics was used.

Tab. 1. In order to have results of investigation at a glance they are presented in a tabular and graphical form.(In case of private school the observation are as under.)

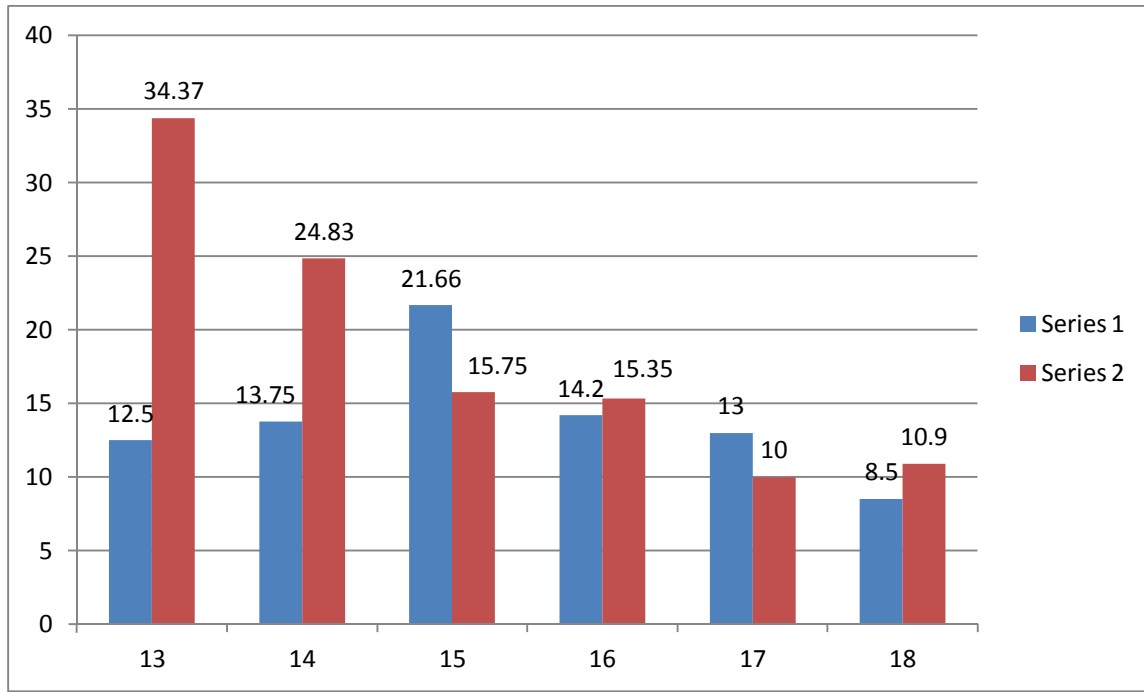
Age in Years	Anaemic<10g %		Normal≥10g%		Total
	Count	%age	Count	%age	
13	2	12.75	4	34.37	6
14	2	13.75	3	24.83	5
15	3	21.66	2	15.75	5
16	2	14.2	2	15.35	4
17	2	13.0	1	10.0	3
18	1	8.5	1	10.9	2
Total	12		13		25

Analysis of the data

In order to have results of investigation at a glance they are presented in tabular and graphical form.

The above table presents the distribution of anaemic and non anaemic respondents as per the age.

After analysing the above data which was taken from the private school showed that the 48% were found anaemic and 52% were found non anaemic which belong to the age group of 13 to 18 years of age.



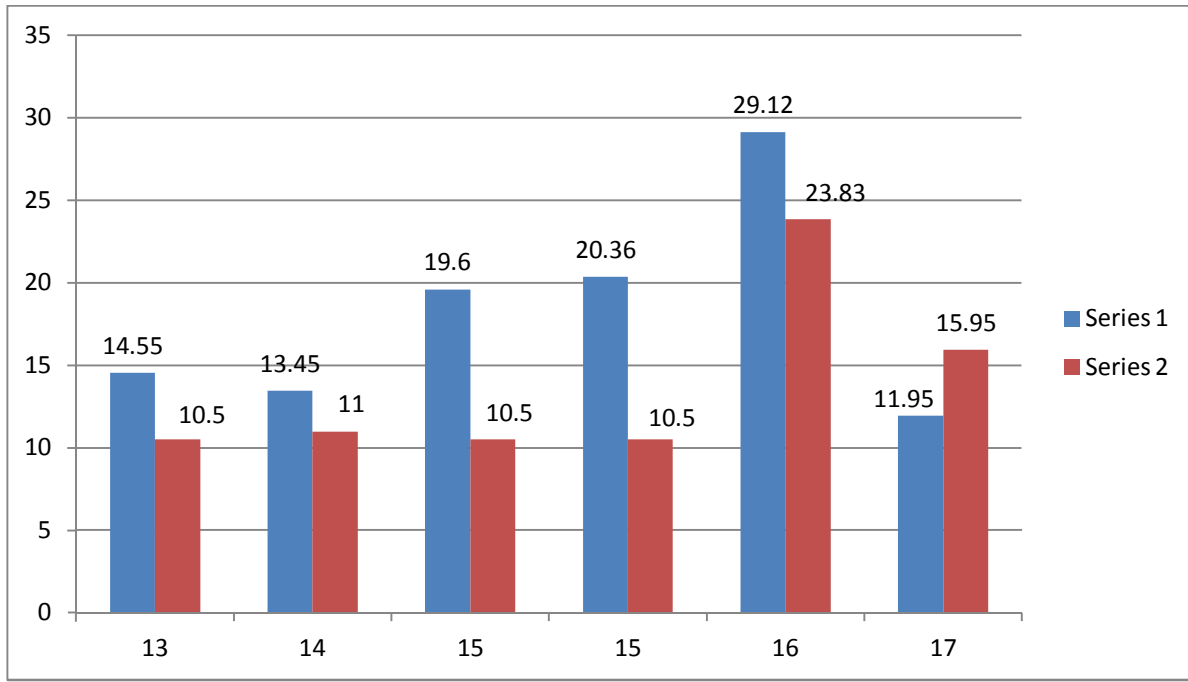
Age in Years
■ Anaemic
■ Non-Anaemic

Tab.2. Showing the observation which were from the Govt. school are as:

Age in Years	Anaemic<10g %		Normal≥10g%		Total
	Count	%age	Count	%age	
13	2	14.55	1	10.5	3
14	2	13.45	1	11.0	3
15	3	19.56	1	10.5	4
16	3	20.36	1	10.5	4
17	4	29.13	3	23.83	7
18	2	11.95	2	15.95	4
Total	16		9		25

The above table presents the distribution of anaemic and non anaemic respondents as per age the above data which is taken from govt schools shows

that 64% were found anaemic and 36% were found non anaemic which belong to the same age group 13 to 18 years age.



Age in Years
■ Anaemic
■ Non-Anaemic

After analysing the data it was found that the 48% students were found anaemic and 52% were found Non-Anaemic in case of the private school which belongs to the age group of 13 to 18 years.

But in case of Govt school 64% were found anaemic and 36% were found Non-Anaemic which belongs to the same age group of 13-18 years of age.

After comparing the two data's from the both schools it was found that the adolescent girls which

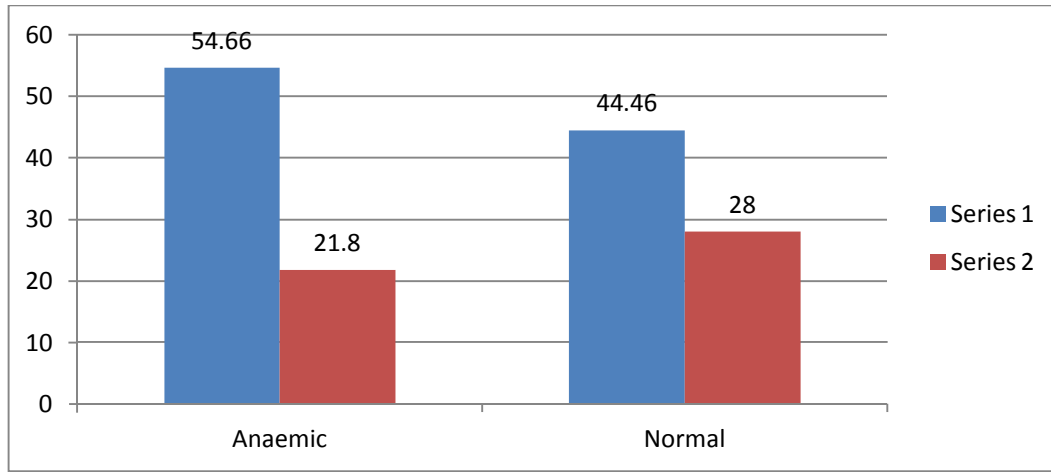
belong to the Govt. school were found more anaemic as compared to the private school, which may be because of the low social-economic status and low knowledge regarding the iron rich foods and mostly the parents of Govt. school children were less educated and belong to the low social-economic status.

Tab.3. Showing the distribution of respondents accordingly to the monthly income of their family (in case of Govt. school students):-

Socio Economic Status	Anaemic <10.0gm%		Normal ≥10.0gm%		Total
	Count	%age	Count	%age	
Low and Lower middle class <5,000	12	54.66	6	44.46	18
Average middle class (5,000 to 10,000)	4	21.8	3	28.0	7
Total	16		9		25

The above table presents the distribution of anaemic and non-anaemic respondents according to their economic status. After analyzing the above data

which is taking from Govt. school it was found that only 28% students belong to the average middle class families.



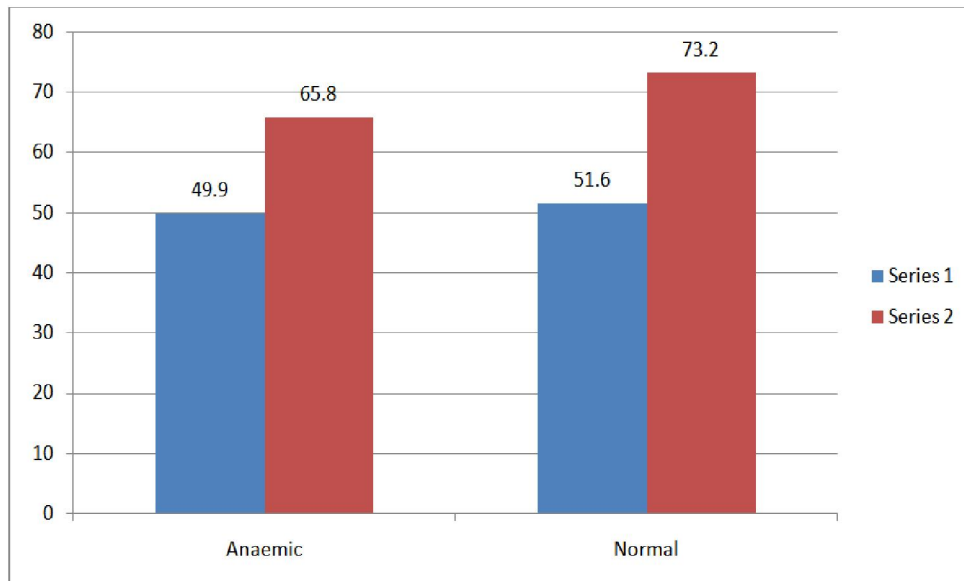
■ Low and lower middle class < 5000
 ■ Average Middle class 5,000 to 10,000.

Tab.4. Showing the distribution of respondents accordingly to monthly income of their family (in case of private school students)

Socio Economic Status	Anaemic < 10.0gm%		Normal ≥ 10.0gm%		Total
	Count	%age	Count	%age	
Low and Lower middle class < 5,000	5	49.9	4	51.6	9
Average middle class (5,000 to 10,000)	7	65.8	9	73.2	16
Total	12		13		25

The above table presents the distribution of anaemic and non-anaemic respondents according to their economic status. After analyzing the above data

which is taken from the private school, it was found that 73.2% belong to the average middle class.



Percentage of Respondents

■ Low and lower middle class < 5000
 ■ Average Middle class 5,000 to 10,000.

From the above two graphs it is evident that the economic status of students belong to private school is good as compared to the Govt. school students, which belong mostly to poor families. In case of Govt. school

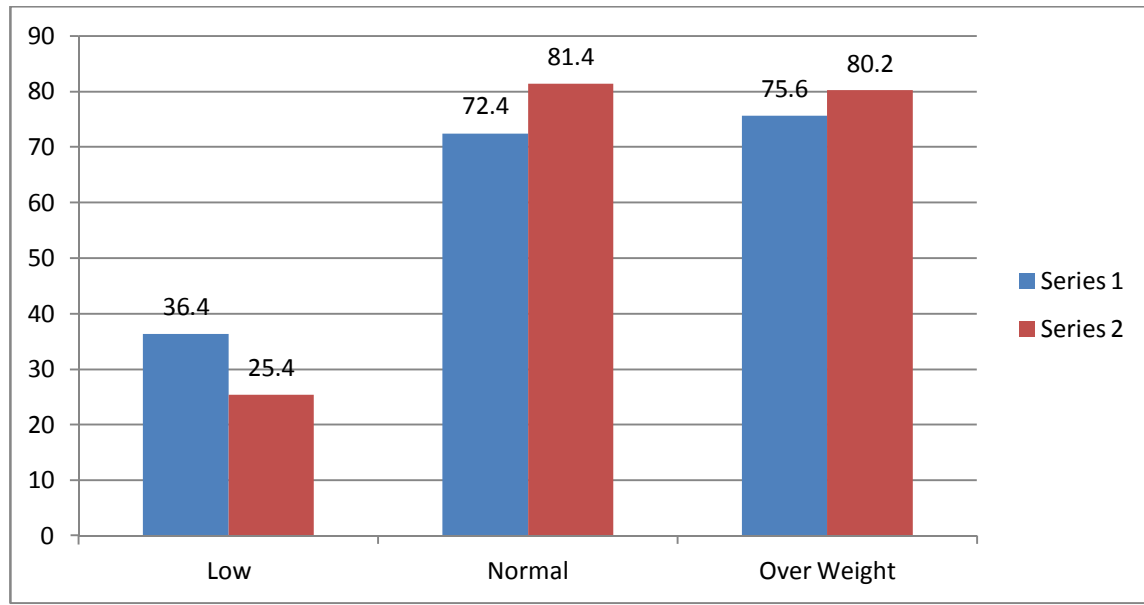
students only 28% belong to the average middle class families but in case of private school students 73.2% belong to the average middle class families.

Tab. 5. Showing the Body Mass Index (BMI) of respondents(In case of Govt. School Students).

Body Mass Index(BMI)	Anaemic<10.0g%		Normal ≥ Hb 10.0gm %		Total
	Count	%age	Count	%age	
Lower(Below 18.5 Kg)	5	36.4	3	25.4	8
Normal(18.5Kg-25.0Kg)	3	72.4	5	81.4	8
Over Weight(25.1-29.1Kg)	4	75.6	5	80.2	9
Total	12		13		25

The above table presents the distribution of anaemic and non-anaemic students according to their BMI. After analysing the above data which is taken from the govt. school it was found that 70% of the

students were malnourished and their diet was not adequate according to the recommended dietary allowances.



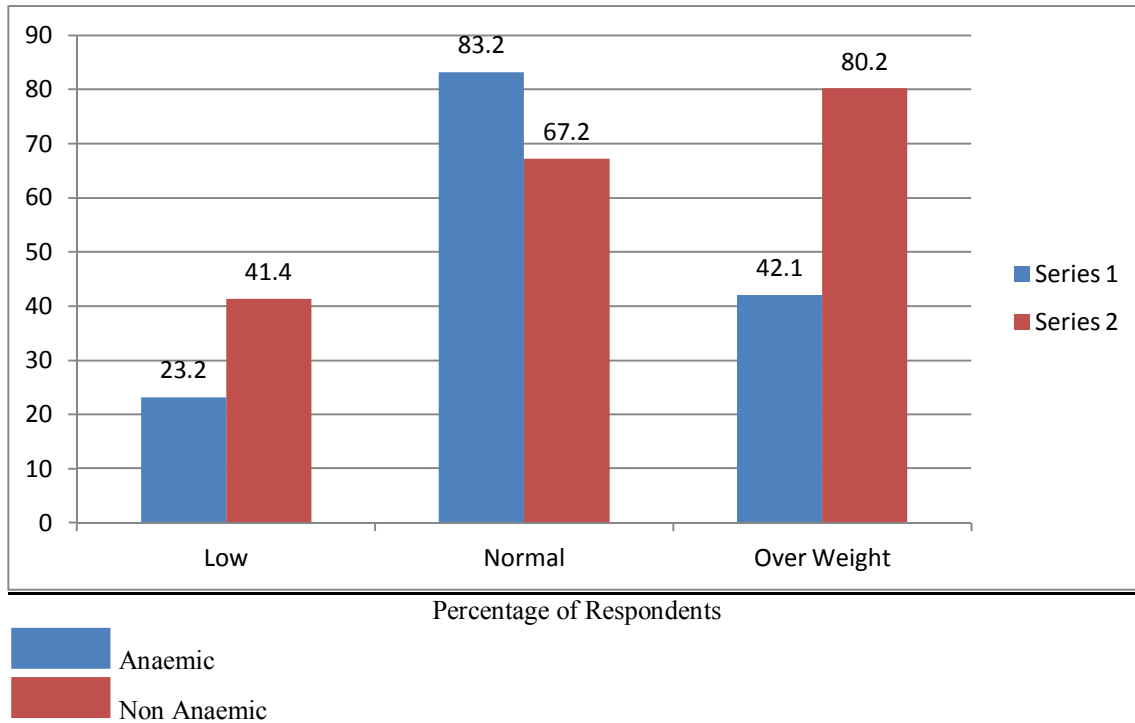
■ Anaemic
 ■ Normal

Tab.6. Showing the Body Mass Index (BMI) of respondents(In case of Private School Students).

Body Mass Index(BMI)	Anaemic<10.0g%		Normal ≥ Hb 10.0gm %		Total
	Count	%age	Count	%age	
Lower(Below 18.5 Kg)	2	23.2	6	41.4	8
Normal(18.5Kg-25.0Kg)	6	83.2	2	67.2	8
Over Weight(25.1-29.1Kg)	2	42.1	7	87.1	9
Total	10		15		25

The above data presents the distribution of anaemic and non-anaemic students according to their BMI. After analysing the above data which is taken from the Private school, it was found that 75%

students were nutritionally fit and it was also found that they were more prone to become obese because most of the students were overweight.



From the two graphs it shows that BMI of private school students is well as compared to Govt. school students, but the private school students are more prone to become obese as the overweight percentage in case of private school is very high as compared to Govt. school students.

Discussion of the results

To be well nourished and well developed is one of the rights of childhood, the responsibility of turning this right into reality rest with the parents, shared by teachers and in fact of all those who are interested in the welfare of the children as they are important assets. Better health and nutrition is one of the important factors responsible for increased growth, the influence of age on the requirements or influence of sex determines the nutritional need that once appears through adolescence.

Adolescence is often turbulent period in which they experience hormonal changes, physical maturation and frequent opportunities to begin planning for future and to adopt health attitude in behaviour. Adolescents have to need the challenge of growth while on the other hand they have poor nutrition that hampers their growth and this coupled with social discrimination makes them more vulnerable to these hazards. Although as per national figure our state ranks nutritionally better than many other states yet due to recent socio political and socio

economic changes in past decade and half it likely health of adolescents may have been affected.

The educational status of the parents particularly mothers plays an important role in maintenance of good health and nutrition of adolescents. The parents of better educational status have shown improved nutritional status as compared less educated parents. In the present study it was observed the highest percentage of anaemic that is 64% of children belonged to the families where both parents were illiterate. It was revealed in our study that majority of adolescent girls among the both groups consumed foods which are low in iron because of the poor economic status. Also majority of respondents have high tendency of junk foods. The present study found that majority of student does not take lunch to school. It was also observed almost all adolescent girls get more of their nutrition from rice, because rice is culturally accepted, easily available and gives feeling of fullness after eating. The findings of the present study showed that overall nutrient intake of adolescent girls in both groups either anaemic or normal group was less as per recommended dietary allowances.

Conclusion And Recommendations

Conclusion:-

From the present study it was revealed that anaemia is a major health problem among adolescents especially girls because of lack of proper information regarding dietary habits adolescents have a habit of

skipping their meals because they are more conscious about their body structure anaemia could also be the result of heavy periods and reduced iron intake thus govt should promote awareness programs in schools which will lead to healthy eating patterns and selection of appropriate foods they should also be given education about enhancing factor intake of vitamin C which helps in the absorption of iron.

From the study it was concluded that over all nutritional status of adolescent that over all nutritional status of adolescent girls was not up to the mark clinical examination showed that girls had signs of various deficiencies the intake of all the nutrients was found less than recommended dietary allowances.

Recommendations

Measures which can be implemented for adolescent girls in order to improve their nutritional statues especially iron level are:-

1. Inclusion of iron rich foods and regularity of meals need to be established among the adolescent girls.

2. Foods like green leafy vegetables, meat, chicken, pulses and egg to be consumed in abundance so as to improve nutritional stores of the body more over vitamin C rich fruits should be consumed to enhance iron absorption.

3. Fortification of widely consumed foods with iron / foliate.

4. Regular de-worming of adolescents.

5. The strategy for nutrition intervention in adolescence.

Suggest components of promotion prevention and treatment thus promoting adequate nutrition with adolescents means enhancing control of adolescents over their food and food resources and improving their food and food resources and improving their access to appropriate nutrition services in addition to strengthening food related skills and encouraging healthy eating and life style.

Prevention focuses on condition like malnutrition and specific micronutrient deficiencies treatment includes health care services to deal with nutritional aspects diseases in adolescents in an appropriate manner.

6. School based nutrition intervention also provide the most effective and efficient way schools should provide a setting to introduce nutritional information technologies to the community and also interventions such as nutritional serving providing micro nutrient supplements ensuring consumption and nutrition behaviour development and school feeding programmes more ever population where many adolescents are not in school, school outreach programme had been found effective, vocational schools and other community based institutions such

as youth group can also involved in addition to using the media.

References

1. *Agerwal, D., & Agarwal D.K. (2002) Nutritional anaemia and its control India. journal of paediatrics 69(7),607-616.*
2. *Abel Rahim, Mahgoub H.M Mohammad A.A Ali N.J El Basher M.Z A Adam (2009) Anaemia foliate, zinc & copper deficiencies among adolescent school girls in eastern sudan. Biological trace element research 132 1,3 60-66.*
3. *Adamson (1996) A longitudinal study of change in food habits between adolescent 11 12 years and adult hood. Oxford journal of public health PP-32-33.*
4. *Agerwal, K. N Gomer S Bight H & Son M. (2010) Anaemia prophylaxis in adolescent school girls by weekly or daily iron foliate supplementation Indian paediatrics 40 296-30.*
5. *Agarwal Madhu (2010) A study on impact of folic acid along with vitamin C on the haemoglobin status of adolescent girls in an ICDS Bloch Lucknow NIPCCD. regional centre 77 DCWE research bulletin XV 2.*
6. *Ahmed F Khan Mr Islam M Kabir I & Fuchs G.J (2000) Anaemia and iron deficiency among adolescent school girls in pre-urban Bangladesh, European journal of clinical nutrition 54 678 683.*
7. *Nasreen, N. (2005) Nutritional status and dietary habits of Kashmir women. unpublished PhD thesis institute of home science University of Kashmir.*
8. *Nead K.G Halterman J. Skaczorowski J M Auinger P & Weitzman M (2004) Overweight children and adolescents. Arisk group for iron deficiency pedantries* 114 1 104-108.*
9. **NFHS Reports (2008) anaemia is on the rise in India.*
10. *Hienv.n Yabutani t Khan n.ckhanh.l.nbninhx.nxhang L.T. Mmantonaca J & nakayay (2007) Association of low serum set mum with anaemia among adolescent girls living in rural Vietnam nutrition 25 1 6-1.*
11. *Okeke P.U (2011) Anaemia in pregnancy is it a persisting public health problem in porto novo cape Verde medical technologist deptt. Of medical laboratory clinic hospital of porto novo cape Verde.*
12. *Orgon Evidence Based Practice Centre Oregon Health And Science University (2006) Screening for iron deficiency anaemia in childhood and pregnancy update of 1996 U.S preventive services task force review agency for health research and quality U.S department of health*

- and human services AHRQ publication no 06-0590-EF-I.
13. *Pastides h 1981*:- Iron deficiency anaemia among three groups of adolescents and young adults yale j boil med 54(4),265-271.
 14. *Terhune Alf Congs Ell Me Khan LK Will Jr. & Ramakriswnan U (2000)* Iron deficiency anaemia higher prevalence in Mexican American than in non Hispanic white females in the Third national health and nutrition examination survey. *American Journal Clinical nutrition*(72)963-8.
 15. *Turcato Br Lisi Lm Robbins Sw Baba Tr C Garcia Ec & Robbins, Jm. (2008)* Anaemia among adolescent females in urban public health clinics. Drevalenis incidences and need for screening. *American public health association 136th annual meeting FoxPro Oct. 25-29 California.*
 16. *Umata M Haider J DemissieToAkalu G AndAyana G (2208)* Iron deficiency anaemia among women of reproductive age in nine administrative regions of Ethiopia. *Ethiopia journalof health (223) 252-258.*
 17. *United Nations Children's Fund (2002)* Prevention and control of nutritional anaemia a South Asia priority.
 18. *Vasantshi Cr Pawashe.A. BSsie H. Sujetha T. & Ramesh L. (1994)* Nutritional status of adolescent girls from rural and urban slums, IndiaVerma a rawalv. skedia, G., kumar, D. and chanhan, F. (2004) factors influencing anaemia among girls of school going age 6-18 years from the slums of Ahmadabad city Indian. *Journal of community medicine XXIX(1).*
 19. WHO (2012) MICRONUTRIENT) deficiencies WHO (2009) Addressing iron deficiency anaemia 12×12 initiatives <http://whoindia.org/en/seetion6/section3241467.htm>.

1/25/2017