

## Heavy Metals Removal Using Photo-Catalytic Oxidation in Galvanization Workshops

Gamal Al-Din Elkady<sup>1</sup>, Mohamed Saraya<sup>1\*</sup>, Rifaat Abdel Wahaab<sup>2</sup>, Abdel-Ghany Soliman<sup>1</sup>

<sup>1</sup> Faculty of science Al-azhar University, 11844, Cairo, Egypt

<sup>2</sup> National Research Center, Giza, Egypt

\*[mohamed\\_saraya75@yahoo.com](mailto:mohamed_saraya75@yahoo.com)

**Abstract:** Industrial wastewater from galvanization workshops located in meet Ghamer city at Dakahlya governorate in Egypt contains high concentration of copper, chromium, nickel, zinc and cyanide which violating the Egyptian environmental standard. Three commercial TiO<sub>2</sub> specimens were tested in this work namely: TiO<sub>2</sub> Degussa P25 (80% anatase, 20% rutile), TiO<sub>2</sub> Aldrich (100% anatase) and TiO<sub>2</sub> Aldrich (100% rutile) and added with 0.3 ml/l hydrogen peroxide. At optimum operating conditions: TiO<sub>2</sub> Degussa P25 photo catalyst (0.25 g l<sup>-1</sup>), 0.3 ml/l H<sub>2</sub>O<sub>2</sub>, PH =11 and temp = 29°C and time photolysis of 30 min., The results confirmed that TiO<sub>2</sub> Degussa P25 shows the best photo catalytic activity in the removal of cyanides. The removal efficiency reaches 80%. By increasing time and dose of catalyst give no effect in quality of effluent. So addition of 1 ml/l hydrogen peroxide to the photo catalytic reaction is increase the removal efficiency to 99.8%. Also, 80% of (Cr<sup>6+</sup>), 70% (Ni<sup>2+</sup>) and 94.5% (Zn<sup>2+</sup>) metal ions have been photo catalytically removed from cyanide solution.

[Gamal Al-Din Elkady, Mohamed Saraya, Rifaat Abdel Wahaab, Abdel-Ghany Soliman. **Heavy Metals Removal Using Photo-Catalytic Oxidation in Galvanization Workshops.** *Rep Opinion* 2014;6(11):88-91]. (ISSN: 1553-9873). <http://www.sciencepub.net/report>. 14

**Keywords:** wastewater; metal galvanization; photo-catalytic oxidation

### 1. Introduction

Wastewater from galvanization work shops located in Meet Ghamer city, Dakahlya Government provides the material of the study. The work shops discharges its wastewater into the sewerage network without any treatment Wastewater discharged from the workshops during the two working shifts; is about 5.5m<sup>3</sup>/week. The Production operation include metal finishing and shaping, surface preparation (dry cleaning / acid cleaning), surface finishing and drying. Surface finishing is performed by either galvanization or electroplating.

The liquid wastes discharged from industries such as metal finishing are not voluminous, but are extremely dangerous because their toxic contents Abdel Wahaab (2000). From these industries and process wastewater may contain a variety of hazardous materials such as heavy metals like chromium, zinc, and nickel (El-Gohary, et al, 2002; Van and Pols, 2005).

In the metal finishing process, metal pieces are dipped into bathes containing chemical solution which will give the appropriate coating. The pieces are then rinsed in several containers of flowing water, to remove residual plating or processing solutions. As the solution often comprise acids, alkalis, cyanides and various base metals such as chromium, nickel, zinc, iron and copper. The industry is a major source of hazardous waste and generates tones of hazardous industrial waste in the country annually.

A number of methods are currently available for cyanide remediation with varying degrees of

effectiveness, namely biological treatment ((Kuns, et, al., (2001)), (Wang et, al., (1996)) and (Gupta et, al., (2010)) chemical oxidation (Futakawa, et, al., (1994)) and (Costarramone, et, al., (2004)), electrochemical decomposition (Fugivara, et, al., (1996)) and (Lu, et, al., (2002)), photo catalytic (Chiang, et, al., (2002) and Auguliario, et, al., (1999)) and catalytic oxidation (Alicilar, et, al., (2002)), (Basu, et, al., (1993)), (Christoskova, and St. Stoyanova M.(2009)) and (Yeddou, et, al., (2010)).

Photo-catalytic degradation of cyanides using several powdered semiconductors-TiO<sub>2</sub>, ZnO, Fe<sub>2</sub>O<sub>3</sub>, ZnS and CdS have been studied lasting recent years. It was extensively found that these metal oxide worked best because of their chemical stability; how ever, anatase, a polymorph of TiO<sub>2</sub> was preferred due to is high quantum efficiency for photoconversion, and its stable formation of an electron-hole pair.

Also heterogeneous photocatalysis has shown a high efficiency in the removal not only of free cyanides ((Futakawa, et, al., (1994) and Costarramone, et, al., (2004)), but also of iron (Fugivara et, al., (1996) and Stavart and Lierde (2001)), copper ( Lanza and Bertazzoli (2002)), copper(II) and cyanide (Mohamed, R.M and Mohamed, M. M.(2008)) and gold cyano-complexes (Lu, et, al., (2002)). The present work is focused on the study of photo- catalytic performance of different type of TiO<sub>2</sub> for achieving the simultaneous reduction of oxidation of cyanide from true industrial-wastewater solutions. The treated wastewater can be

recycled in the industrial processes or disposed safely either into the sewerage network or any surface water.

The aim of the present study is to evaluate existing situation and environmental problems for one the largest cluster of metal galvanization workshops in Egypt and the treatment options of industrial wastewater to comply with law 44/2000 which regulate the discharge of wastewater to sewage network and segregate and removal of heavy metal and oxidize cyanide ions to carbon dioxide and nitrogen.

## 2. Materials and Methods

Industrial wastewater from galvanization workshops located in meet Ghamer city at Dakahlya governorate in Egypt contains high concentration of heavy metals and cyanide which violating the Egyptian environmental standard. Composite sample of wastewater from end of pip collected to study. The analysis results showed that the wastewater contains high concentration of copper, chromium, nickel, zinc and cyanide AT PH 11.7. Table (1).

Table 1. Physico-chemical characteristics of mixed wastewater sample collected according to discharged ratio

Parameter	Concentration mg/l
T.S.S	510
O&G	65
CN	350
Cr	60
Cu	6.5
Ni	283
Zn	63.5
COD	1200

Three commercial  $\text{TiO}_2$  specimens were tested in this work.  $\text{TiO}_2$  Degussa P25 (80% anatase, 20% rutile),  $\text{TiO}_2$  Aldrich (100% anatase) and  $\text{TiO}_2$  Aldrich (100% rutile) were tested without any preliminary treatment. Hydrogen peroxide ( $0.25\text{gl}^{-1}$ ) used as a catalyst in this process. The reactivity experiments were performed in Pyrex batch photoreactor, of cylindrical shape, containing 400 ml of the reaction mixture. For all the runs, the amount of catalyst suspended in the cyanide solution was the same and equal to  $0.25\text{gl}^{-1}$ . The invariance catalyst content among the various runs guaranteed that the irradiation conditions of suspension didn't change; this condition depended only the catalyst content as the aqueous solution behaves a non-participating medium. A medium pressure Hg lamp (Heraeus-nobleigh  $150\text{ W/cm}^2$ ), immersed within the suspension was used UV-radiation source. It was surrounded by a Pyrex jacket that allowed to the both refrigeration by circulating cool water to cut-off any radiation with

wavelength blow 300 nm. The lamp emission spectrum in the near-UV region had large emission band centered at 365 nm. In order increase the efficiency of the illumination, the whole reactor was lined with aluminum foil. Some ports the photoreactor s upper section allowed sampling and flowing gases. A magnetic stirrer guaranteed satisfactory powder suspension and uniformity the reaction. The suspension temperature was 298 K for all the runs. Figure (1) shows the schematic the experimental setup. Photocatalytic runs were carried out always by the following procedure. The catalyst ( $0.25\text{gl}^{-1}$ ) was added in the dark to the cyanide solution and allowed to equilibrate for about 30 min. oxygen was bubbled during this stage in order to ensure the availability of oxidant gas in the solution. The outset of irradiation time was taken at the moment the lamp was switched on. Samples for analysis were withdrawn at fixed intervals of time. Physico-chemical analysis, unless specified, were carried out according to American standard method devised by APHA (2005). Heavy metals were determined using atomic absorption Spectrometer Varian Specter AA (220) with graphite furnace accessory and equipped with the deuterium arc background corrector.

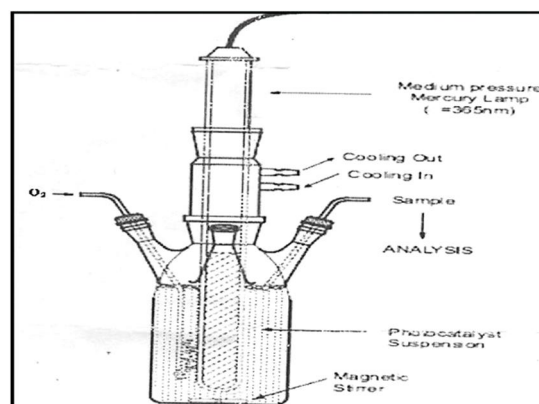


Figure 1. Schematic diagram of the photo catalytic unit

## 3. Results and Discussion

### Photo-catalytic degradation

Composite final effluent samples of the galvanization workshops were subjected to multistage treatment train. The final effluent was treated by primary settling followed by advanced catalytic oxidation and chemical treatment.

### Treatment train

$\text{TiO}_2$  Degussa P25 (80% anatase, 20% rutile),  $\text{TiO}_2$  Aldrich (100% anatase) and  $\text{TiO}_2$  Aldrich (100% rutile) were tested as photo catalyst for removal of total cyanides. No oxidation of total cyanides was observed in the absence of light and / or of catalyst and/ or of oxygen. It was also checked that the

bubbling of gas into reacting mixture didn't produce decrease of cyanide concentration due to a (unlikely) stripping effect. The total cyanide removal (%) was plotted against the time of photolysis to evaluate the efficiency of the photo catalytic activity, Table (2) and Figure (2). It was that the cyanide was photo catalytically removed and the removal efficiency increased with time maximum values at 30 min. of photolysis. However, increasing time to 2 hours doesn't give any effect. Addition of hydrogen peroxide to aide efficiency of photo catalytic reaction was examined; by adding various doses of hydrogen peroxide to determine the optimum does (dose ranged from 0.1 ml/l to 1ml/l).  $\text{TiO}_2$  Degussa P25 shows the best photo catalytic activity in the removal of cyanides when added with 0.3 ml/l hydrogen peroxide. At optimum operating conditions:  $\text{TiO}_2$  Degussa P25 photo catalyst ( $0.25 \text{ g l}^{-1}$ ), 0.3 ml/l  $\text{H}_2\text{O}_2$ , PH =11 and temp =  $298^\circ\text{C}$  and time photolysis of 30 min., the removal efficiency reaches 80%. By increasing time and dose of catalyst give no effect in quality of effluent. So addition of 1 ml/l hydrogen peroxide to the photo catalytic reaction is increase the removal efficiency to 99.8%. Also, 80% of ( $\text{Cr}^{6+}$ ), 70% ( $\text{Ni}^{2+}$ ) and 94.5% ( $\text{Zn}^{2+}$ ) metal ions have been photo catalytically removed from cyanide solution. Table (3)

In photo catalytic process, electron-hole pairs generated which may be trapped in order to avoid recombination. The hydroxyl ions ( $\text{OH}^\cdot$ ) are the likely traps for holes, leading to the formation of hydroxyl radicals which are strong oxidant agents, while the traps for electrons are adsorbed oxygen species, leading to the formation of super oxide species ( $\text{O}_2^\cdot$ ) which are unstable, reactive and may evolve in several ways (Chiang, et, al., (2002)).

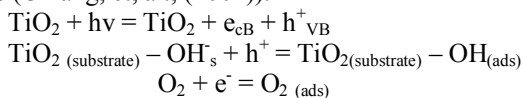


Table 2. Relationship between of photolysis and the percentage of the total cyanide removal using different photo catalysis

Time (min)	Cyanide removal %		
	Degussa P25	Aldrich 100(%) Anatasa	Aldrich 100(%) Rutile
0	0	0	0
5	40	25	20
10	55	40	25
15	70	50	40
20	85	63	55
25	87.7	75	66
30	88	78	72.5
45	88.8	82	79.5
60	90	84	81.5

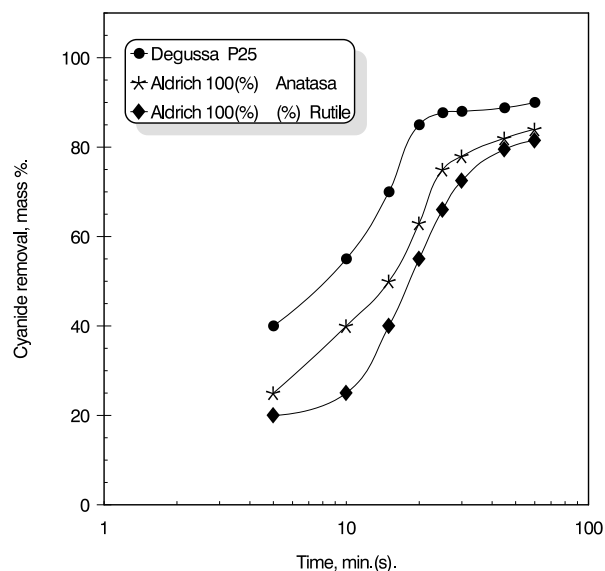


Figure 2. Effect of exposure time of photolysis on cyanide removal using different photo-catalysis ( $0.25 \text{ g l}^{-1}$ , PH 11, Temp of  $298^\circ\text{C}$ )

Table 3. Treatment efficiency of industrial wastewater from galvanization workshops

Parameters mg/l	Raw wastewater	Photo Catalytic only	Photo catalytic + $\text{H}_2\text{O}_2$	Law 93/62
pH-value	11.7	10	8	6-9.5
COD	1200	131	126	1100
TSS	510	116	98	800
Cyanide	350	35	N.D	<0.1
Copper	6.5	3.66	0.6	1.5
Nickel	283	70.9	4	1.0
Chromium	60	9	0.2	<10
Zinc	63.5	3.5	<0.05	1.0

#### 4. Conclusions

From the obtained results  $\text{TiO}_2$  Degussa P25 shows the best photo catalytic activity in the removal of cyanides when added with 0.3 ml/l hydrogen peroxide. At optimum operating conditions:  $\text{TiO}_2$  Degussa P25 photo catalyst ( $0.25 \text{ g l}^{-1}$ ), 0.3 ml/l  $\text{H}_2\text{O}_2$ , PH =11 and temp =  $298^\circ\text{C}$  and time photolysis of 30 min., the removal efficiency reaches 80%. By increasing time and dose of catalyst give no effect in quality of effluent. So addition of 1 ml/l hydrogen peroxide to the photo catalytic reaction is increase the removal efficiency to 99.8%. Also, 80% of ( $\text{Cr}^{6+}$ ), 70% ( $\text{Ni}^{2+}$ ) and 94.5% ( $\text{Zn}^{2+}$ ) metal ions have been photo catalytically removed from cyanide solution.

#### Acknowledgements:

Authors are grateful to the National Research Center, Giza, Egypt, for financial support to carry out this work.

**Corresponding Author:**

Dr Mohamed Saraya

Applied Chemistry Group, Chemistry Department,  
Faculty of Science, Al- Azhar University, Cairo,  
11844, Egypt.E mail, [Mohamed\\_Saraya75@yahoo.com](mailto:Mohamed_Saraya75@yahoo.com)**References**

1. Abdel Wahaab, R. Up-grading of industrial wastewater treatment units at automobile industry Inter.Journ.Biomedical and Environmental science. 2000: 30: 219-241.
2. Alicilar, A., Komurcu, M. and Guru, M. The removal of cyanides from water by catalytic air in a fixed bed reactor. Chem. Eng. And Processing. 2002: 41: 525-529.
3. Augugliaro, V., Galves J. B., Vazquez, J. C., et al. Photo catalytic oxidation of cyanide in aqueous TiO<sub>2</sub> suspension irradiated by sunlight in mild and strong oxidant condition. Catal. Today. 1999: 54: 245-253.
4. Basu, B., Satapathy, S. and Bahtnagar, A. K. Merox and related metal phthalocyanine catalyzed oxidation process. Catal. Rev.-Sci. Eng. 1993: 35: 571-609.
5. Chiang, K., Amal, R. and Tran, T. Photocatalytic degradation of cyanide using titanium dioxide modified with copper oxide, Adv. Enviro. Res., 2002: 6: 471-485.
6. Christoskova, and St. Stoyanova M. Catalytic oxidation of cyanides in an aqueous phase over individual and manganese-modified cobalt oxide systems. Journal of Hazardous Materials. 2009: 165( 1-3):690-695.
7. Costarramone, N., Kenip, A., and Castetbon A., Ferrate(VI) oxidation of cyanide in water. Environ. Technol. 2004: 25: 945-955.
8. El-gohary F. A., abdel Wahaab, R., Ali, H. I. Development industrial wastewater management program (case study). In Proc. 2<sup>nd</sup> Specialized conference on pretreatment of industrial wastewater", 2002: October 16-18 Athens, Greece:148- 155.
9. Fugivara C. S., Sumodjo, P. T. A., Cardoso, A. A., et al. Electrochemical decomposition of cyanides on tin dioxide electrodes in alkaline media. Analyst. 1996: 121: 541-545.
10. Futakawa, M., Takahashi, H., Inoue, G., ea al.. Treatment of concentrated cyanide waste-water. Desal. 1994: 98: 345-352.
11. Gupta, N., Balomajumder, C. and Agarwal, V.K. Enzymatic mechanism and biochemistry for cyanide degradation: A review. Journal of Hazardous Materials 2010: 176(1-3):1-13
12. Kuns, D. A., Fernands, R. F., and Parab, P.. Evidence that bacterial cyanide oxygenase is a ptrin-dependent hydroxylase. Bio chem.. Bioph. Res. Co. 2001: 287: 514-518.
13. Lanza, M. R. V.,and Bertazzoli, R.. Cyanide oxidation from wastewater in a flow electrochemical reactor. Ind.& Eng. Chem. Res. 2002: 41: 22-26.
14. Lu, J. Dreisinger, D. B. and Cooper, W. C. Anodic oxidation of copper cyanide on graphite anodes in alkaline solution. J. Apple. Electrochem. 2002: 32: 1119-1129.
15. Mohamed, R.M and Mohamed, M. M. Copper (II) phthalocyanines immobilized on alumina and encapsulated inside zeolite-X and their applications in photocatalytic degradation of cyanide: A comparative study. Applied Catalysis A. 2008: 340(1):16-24.
16. Stavart, A., and Lierde, A. V. Electrooxidation of cyanide in cobalt oxide anodes. Appl. Electrochem. 2001: 31: 469-474.
17. Van, B., F.A.M and Pols, H.B. Water pollution prevention in the Neatherlands. In Proc. Conference on pollution prevention and cleaner production. 2005: June 10-13 s, the Netherlands'.
18. Wang, C. S., Kuns, D. A., and Venables, B. J. Incorporation of molecular oxygen and water during enzymatic oxidation of cyanide by pseudomonas fluorescence NCIMB 11764. Appl. Environ. Microb. 1996: 6: 2195-2.
19. Yeddou, A. R., Nadjemi, B., Halet, F., Ould-Driss, A. and Capart, R. Removal of cyanide in aqueous solution by oxidation with hydrogen peroxide in presence of activated carbon prepared from olive stones Minerals Engineering. 2010: 23(1): 32-39.

3/10/2014